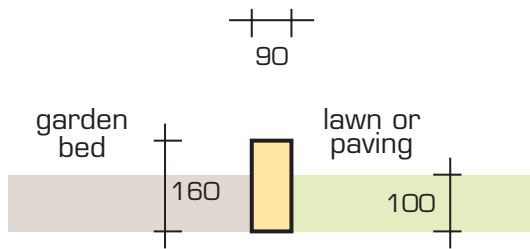


# typical details

## GARDEN EDGING

### Kerbing 90

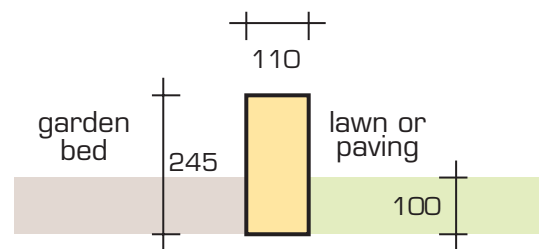
500 x 160 x 90



Ideal for creating kerbing

### Scapestone 110

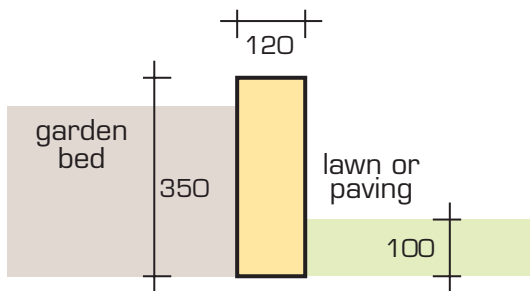
500 x 245 x 110



Ideal for creating garden edging

### Scapestone 120

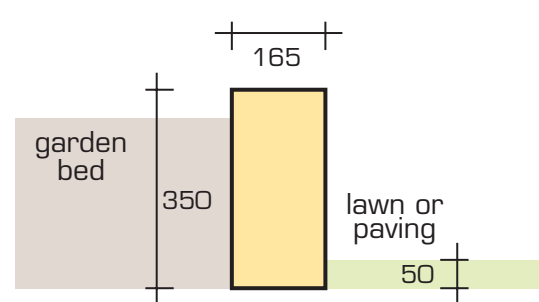
500 x 350 x 120



Ideal for creating garden beds

### Scapestone 165

350 x 350 x 165



Ideal for creating garden beds

blocks paving bullnosing capping piercaps stone water features



ARCHISTONE™