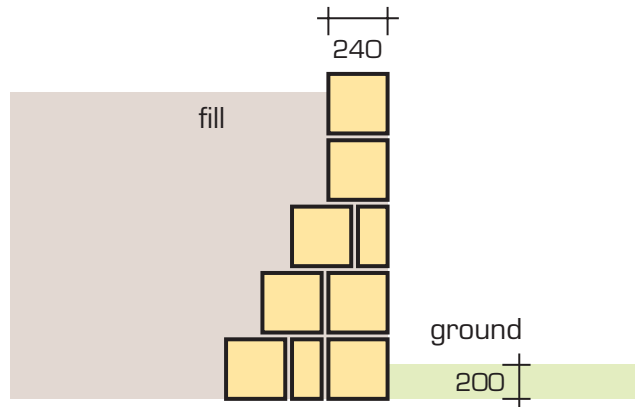


typical details

RETAINING WALLS

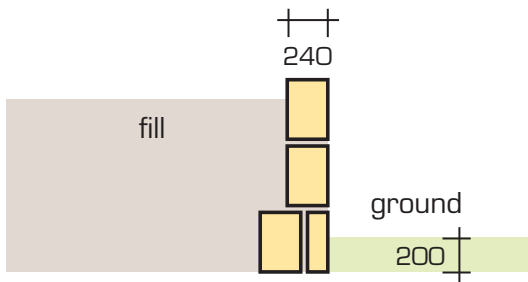
Mass Retaining Wall*

Wallstone 500 x 350 x 240



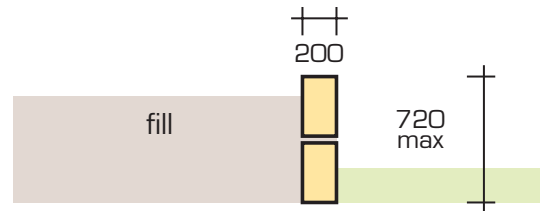
Wallstone 24 Retaining Wall*

500 x 350 x 240



Wallstone 20 Retaining Wall

500 x 350 x 200



*Walls over 1 metre in height must be to Engineer's design and specification. Dimensions in mm

blocks paving bullnosing capping piercaps stone water features



ARCHISTONE™